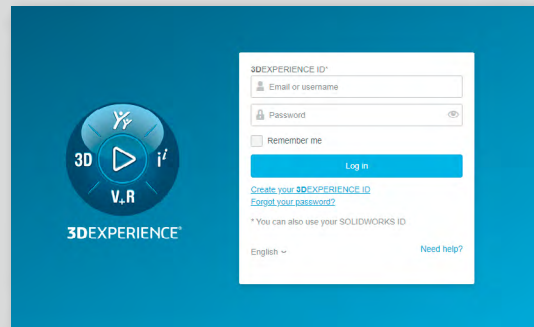


How to join DELMIA User Communities to access session recordings from DELMIA What's New in 4 easy steps

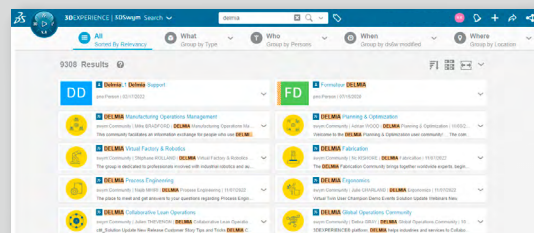
STEP 1

Click on a DELMIA User Community. You will be asked to create a **3DEXPERIENCE ID**.



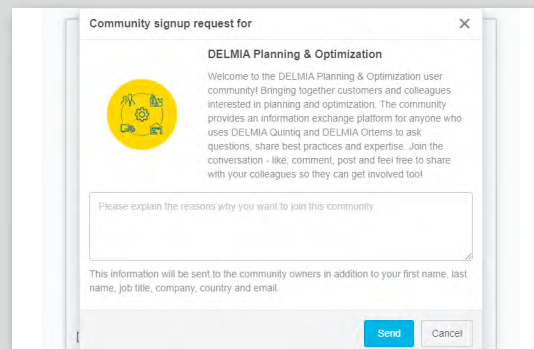
STEP 2

To locate a Community, type **"DELMIA"** or the Community name in the search box at the top. View the search results and click on the Community you want to engage with.



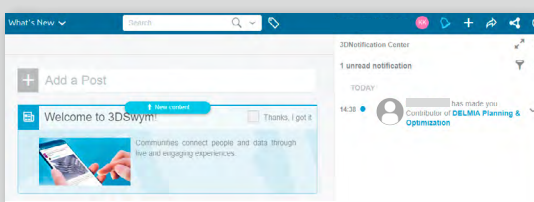
STEP 3

Clicking on a Community brings up a **Community signup request form**. Complete the form and click **Send**.



STEP 4

The administrator will then grant you Community access. Click on the email you've just received—or on the new notification on the **3DEXPERIENCE** platform—and you'll be able to access the Community.



For links to all DELMIA User Communities, visit <https://go.3ds.com/delmiacommunities>